

Joint programmes

The following option is intended for administrators for management of joint programmes.

Administrator can edit existing joint programme or ad a new one but only for those joint programmes for which their institution is listed as an administrator.

In addition, administrators can also view information about joint programmes where their institution is listed as a partner.



Figure 1. Joint programmes menu

Titles on the page:

- [My programmes \(Administrating\)](#)
 - [Adding a new joint programme](#)
 - [Editing a joint programme](#)
- [Partner programmes \(Participating\)](#)

My programmes (Administrating)

This option allows administrators to add new joint programs, as well as edit information about already existing joint programs, but only for those joint programs for which their institution is listed as an administrator.

My programmes

Add joint programme

Programme name	Programme level	Partner institutions	Courses	Actions
Intelligent Field Robotic Systems	master	Faculty of Electrical Engineering and Computing;	Hydrographic Survey; Advanced Remote Sensing; Algorithms; Communication Networks;	Edit Add Delete

Rows per page: 10 1-1 of 1

Figure 2. My programme option

Adding a new joint programme

To add a new joint programme administrator must choose Add joint programme button and fill the required fields.

Required fields are: programme name, programme level and partners, but URL field is optional.

Add new joint programme ×

* - required field

Programme name*

Artificial intelligence joint programme

Programme level*

master

URL

https://example.com

Partners*

Faculty of Electrical Engineering and Computing [Zagreb] × ▼

Faculty of Geodesy [Zagreb]

Faculty of Geotechnical Engineering [Varaždin]

Figure 3. Adding a new joint programme

After the data has been entered, it is necessary to select the Save option, after which the entered data will be saved, and the administrator will be able to continue the process and add new courses to the joint programmes.

Administrator can see all the courses for every partner institution and simply add them to joint programme.

Add new joint programme

* - required field

Programme name*

Artificial intelligence joint programme

Programme level*

master

URL

https://example.com

Partners*

Faculty of Electrical Engineering and Computing [Zagreb] x

Save

Courses*

Choose

Algorithms [Faculty of Organization and Informatics]
Communication Networks [Faculty of Electrical Engineering and Computing]
Databases [Faculty of Electrical Engineering and Computing]
Digital Logic [Faculty of Electrical Engineering and Computing]
Hydrographic Survey [Faculty of Organization and Informatics]

Figure 4. Adding the courses to joint programme

Editing a joint programme

If for some reason it is necessary to make some changes in existing joint programme these changes can me made using the Edit action (Figure 5. shows editing actions that can be made on certain joint programmes).

In order to change courses, administrator must choose appropriate icon (as show in Figure 5.).

The same applies to changes related to the name of the program or changes related to partners.

Add joint programme

Programme name	Programme level	Partner institutions	Courses	Actions
Artificial Intelligence joint programme	master	Faculty of Electrical Engineering and Computing;	-	<div>Edit courses</div> <div>Edit partners</div> <div>Edit programme</div>
Artificial Intelligence joint programme	master	-	-	<div>Edit courses</div> <div>Edit partners</div> <div>Edit programme</div>
Intelligent Field Robotic Systems	master	Faculty of Electrical Engineering and Computing;	Hydrographic Survey; Advanced Remote Sensing; Algorithms; Communication Networks;	<div>Edit courses</div> <div>Edit partners</div> <div>Edit programme</div>

Rows per page: 10
1-3 of 3

Figure 5. Choosing the Edit action

To change name of the joint programme or programme level, administrator must choose edit programme icon and insert new data.

Edit joint programme - **Artificial intelligence joint programme** ×

* - required field

Programme name*

Artificial intelligence joint programme

Programme level*

master

bachelor

master

https://example.com

Save

Figure 6. Changing the programme level

To add or change partner organization, administrator must choose Edit partners icon and made desired changes.

Edit partners - **Intelligent Field Robotic Systems** ×

Partner institution

Choose

Academy of Fine Arts [Zagreb]

Academy of Music [Zagreb]

Academy of dramatic art [Zagreb]

Catholic Faculty of Theology [Zagreb]

Faculty of Agriculture [Zagreb]

Faculty of Architecture [Zagreb]

Faculty of Chemical Engineering and Technology [Zagreb]

Add partner

Search

Cloud

List

Filter

Action

1-1 of 1

Figure 7. Adding a new partner organization to the joint programme

To add a new course, administrator must choose Edit course icon.

Course

Algorithms [Faculty of Organization and Informatics]
 Communication Networks [Faculty of Electrical Engineering and Computing]
 Databases [Faculty of Electrical Engineering and Computing]
 Digital Logic [Faculty of Electrical Engineering and Computing]
 Hydrographic Survey [Faculty of Organization and Informatics]
 OPP [Faculty of Electrical Engineering and Computing]
 Object Oriented Programming [Faculty of Electrical Engineering and Computing]

Rows per page: 10 0-0 of 0





Figure 8. Adding a new course to the joint programme

Partner programmes (Participating)

This option allows the administrator to view the joint programs for which their institution is stated as a partner institution.

 The option is only for viewing information about joint programmes and courses.

Partner programmes

Programme name	Programme level	Administrative organization	Administrative University name	Partners	Courses
Internet of Things 	bachelor	Faculty of Electrical Engineering and Computing	University of Zagreb	Faculty of Organization and Informatics;	 
Programming	bachelor	Faculty of Electrical Engineering and Computing	University of Zagreb	Faculty of Organization and Informatics; Faculty of Science; Faculty of Mining, Geology and Petroleum Engineering;	

Rows per page: 10 1-2 of 2

Figure 9. Inspecting the partner programmes option

In order to view details about courses for specific joint programme administrator must choose the Inspect icon.

Name	Description	ECTS	Prerequisites
Databases	Description of Databases	5	There are no prerequisites for this class.
Communication Networks	Communication Networks	5	There are no prerequisites for this class.

Rows per page: 10 ▾ 1-2 of 2 < >

Figure 10. Details on courses for a joint programme